

# Undoing and Redoing

Use **Undo** and **Redo** to fix a mistake  
or to review what you did.

©2009 Key Curriculum Press

## Fix a Mistake



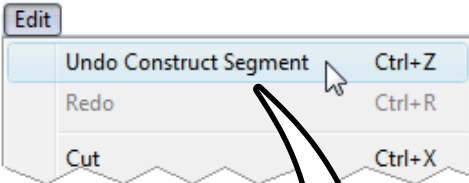
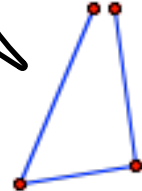
Suppose you  
are making  
a triangle...

and  
OOPS!



You make  
a mistake.

What can  
you do?



Choose  
**Edit | Undo.**

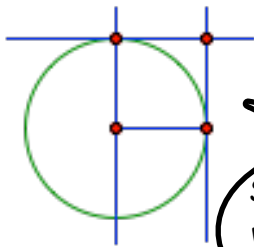
You can back  
up one or more  
steps.



Then you  
can fix your  
mistake.

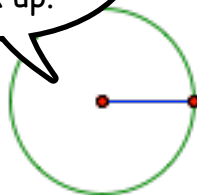


## Review Your Work

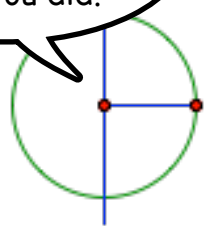


Sometimes you  
want to review  
your steps.

Keep choosing  
**Edit | Undo** to  
back up.



Then keep choosing  
**Edit | Redo** to see  
what you did.



## Shortcuts

You can press **Ctrl+Z** (Windows) or **⌘Z** (Mac).

To back up all the way to the beginning, hold down the **Shift** key when you choose **Edit | Undo**.